

















Coupes de Pâques - Nogaro

Super Série FFSA 2010

Super Copa SEAT LEON

Course 2

Classement

Clt	Num	Pilote	Nation	Team	Tours	Temps	Ecart	Moyenne	M.Tour	Vitesse
1	10	SCHEIER Johan-Boris		BOUTSEN ENE	24	38:59.909		134.25	1:36.464	135.69
2	99	COMTE Aurélien		GALAXY RACII	24	39:02.009	+2.100	134.13	1:36.805	135.21
3	1	CLAIRET Jean-Marie		TEAM CLAIRE	24	39:21.551	+21.642	133.02	1:36.920	135.05
4	8	DAVID William		BORDEAUX R	24	39:24.605	+24.696	132.85	1:37.043	134.88
5	14	JOLIVIERE Romuald		LJ SPORT	24	39:25.463	+25.554	132.80	1:36.915	135.06
6	2	BRICHE Julien		JSB COMPETI	24	39:33.587	+33.678	132.35	1:36.944	135.02
7	12	ROSSI Michael		TEAM CLAIRE	24	39:33.832	+33.923	132.33	1:36.810	135.20
8	5	MARVIE Michel		TEAM SPEED	24	39:42.346	+42.437	131.86	1:38.286	133.17
9	4	DESTEMBERT Pascal		TEAM SPEED	24	39:51.286	+51.377	131.37	1:37.436	134.34
10	3	PIERLOT Fabien		JSB COMPETI	24	39:55.816	+55.907	131.12	1:38.347	133.09
11	9	MORENTE Martin		TEAM CLAIRE	24	40:11.751	+1:11.842	130.25	1:39.149	132.01
12	28	DAFEUR Henri		TEAM CLAIRE	24	40:12.556	+1:12.647	130.21	1:38.897	132.35
13	55	BERNARD Romain		SEAT FRANCE	24	40:16.110	+1:16.201	130.02	1:39.299	131.82
14	47	PUJOL Serge		PUJOL SPORT	23	38:41.554	+1 Tour	129.68	1:39.317	131.79
15	22	LAMARQUE Patrick		LJ SPORT	23	39:59.348	+1 Tour	125.47	1:41.720	128.68
16	7	BROGGI Marlene		EXAGON ENGI	22	39:04.078	+2 Tours	122.85	1:37.938	133.65

Cts n'ayant pas couvert 75% du nombre de tours du 1er

17	6	BOTTEMANNE Sacha		BL2 RACING T	11	18:20.983	+13 Tours	130.77	1:37.137	134.75
18	64	TILLOS Jacques		Effitic Carré Spr	9	16:20.435	+15 Tours	120.15	1:44.919	124.75

Meilleur tour : 10 SCHEIER Johan-Boris - 1:36.464

Sous réserve du contrôle technique ou d'incidents d'ordre sportif

Le directeur de course

Heure d'affichage

Le chronométrage



Coupes de Pâques - Nogaro

Super Série FFSA 2010

Super Copa SEAT LEON

Course 2

Tour par tour

Grille	8	1	99	10	6	2	5	14	4	7	3	47	9	28	22	55	12	64
	1	2	3	4	5	6	7	8	9	10	11	12	13	14	15	16	17	18
Départ	8	1	99	10	6	2	5	14	4	7	3	47	9	55	28	22	12	64
Tour 1	1	99	10	6	8	2	14	4	7	5	3	12	55	9	28	22	47	64
Tour 2	1	99	10	6	8	2	14	4	7	5	12	3	55	9	28	47	22	64
Tour 3	1	99	10	6	8	2	14	4	7	12	5	3	9	55	28	47	22	64
Tour 4	99	1	10	2	8	14	4	7	12	6	3	5	9	55	28	47	22	64
Tour 5	99	10	1	2	8	14	4	7	12	6	3	5	9	55	28	47	22	64
Tour 6	99	10	2	1	8	14	4	7	6	12	3	5	9	55	28	47	22	64
Tour 7	99	10	2	1	8	14	4	12	7	6	3	5	9	28	55	47	22	64
Tour 8	99	10	2	1	14	8	12	4	5	7	6	3	9	28	55	47	22	64
Tour 9	99	10	2	1	14	8	12	4	5	6	3	9	7	28	55	47	22	64
Tour 10	99	10	2	1	14	8	12	4	5	6	3	9	7	28	55	47	22	
Tour 11	99	10	2	1	14	8	12	4	5	6	3	9	7	28	55	47	22	
Tour 12	99	10	2	1	14	8	12	4	5	3	9	7	28	55	47	22		
Tour 13	99	10	2	1	14	8	12	4	5	3	9	28	7	55	47	22		
Tour 14	99	10	2	1	14	8	12	4	5	3	9	28	7	55	47	22		
Tour 15	99	10	2	1	14	8	12	4	5	3	9	28	7	55	47	22		
Tour 16	99	10	2	1	14	8	12	4	5	3	9	28	55	7	47	22		
Tour 17	99	10	2	1	14	8	12	4	5	3	9	28	55	47	7	22		
Tour 18	10	99	1	2	14	8	12	4	5	3	9	28	55	47	7	22		
Tour 19	10	99	1	2	14	8	12	4	5	3	9	28	55	47	22	7		
Tour 20	10	99	1	2	14	8	12	5	4	3	9	28	55	47	22	7		
Tour 21	10	99	1	8	2	14	12	5	4	3	9	28	55	47	22	7		
Tour 22	10	99	1	8	14	2	12	5	4	3	9	28	55	47	22	7		
Tour 23	10	99	1	8	14	2	12	5	4	3	9	28	55	47	22			
Tour 24	10	99	1	8	14	2	12	5	4	3	9	28	55					





Coupes de Pâques - Nogaro Super Série FFSA 2010 Super Copa SEAT LEON Course 2 Historique

Seq	Num	Heure	Secteur 1	Secteur 2	Secteur 3	Tour	Temps
1 CLAIRET Jean-Marie							
1							START
3	1	1.447					
20	1	1:42.352	38.082	30.922	31.901	1	1:40.905
38	1	3:19.272	34.584	30.477	31.859	2	1:36.920
56	1	4:56.681	34.568	30.647	32.194	3	1:37.409
75	1	6:34.885	35.573	30.538	32.093	4	1:38.204
94	1	8:12.815	35.304	30.581	32.045	5	1:37.930
113	1	9:50.938	34.895	31.190	32.038	6	1:38.123
131	1	11:28.441	34.847	30.739	31.917	7	1:37.503
150	1	13:06.023	34.958	30.610	32.014	8	1:37.582
168	1	14:43.870	34.980	30.806	32.061	9	1:37.847
186	1	16:21.774	34.996	30.782	32.126	10	1:37.904
204	1	18:00.182				11	1:38.408
221	1	19:37.525	2:13.176	30.540	32.035	12	1:37.343
237	1	21:15.367	35.059	30.672	32.111	13	1:37.842
253	1	22:53.352	35.052	30.651	32.282	14	1:37.985
270	1	24:31.761	35.308	30.860	32.241	15	1:38.409
286	1	26:10.110	35.308	30.698	32.343	16	1:38.349
302	1	27:49.021	35.566	30.884	32.461	17	1:38.911
317	1	29:27.716	35.502	30.866	32.327	18	1:38.695
333	1	31:06.420	35.315	30.997	32.392	19	1:38.704
349	1	32:45.359	35.561	30.991	32.387	20	1:38.939
365	1	34:24.323	35.502	31.041	32.421	21	1:38.964
381	1	36:03.214	35.445	31.091	32.355	22	1:38.891
397	1	37:42.013	35.449	31.007	32.343	23	1:38.799
410		38:59.376					FINISH
414	1	39:21.551	35.662	31.145	32.731	24	1:39.538

2 BRICHE Julien

1							START
7	2	3.326					
25	2	1:44.068	37.974	30.883	31.885	1	1:40.742
43	2	3:21.554	34.692	30.562	32.232	2	1:37.486
61	2	4:58.498	34.517	30.557	31.870	3	1:36.944
77	2	6:35.906	34.871	30.666	31.871	4	1:37.408
95	2	8:13.053	34.601	30.477	32.069	5	1:37.147
112	2	9:50.436	34.862	30.421	32.100	6	1:37.383
130	2	11:27.736	34.670	30.468	32.162	7	1:37.300
149	2	13:05.346	34.963	30.567	32.080	8	1:37.610
167	2	14:43.172	34.827	30.850	32.149	9	1:37.826
185	2	16:20.895	34.868	30.715	32.140	10	1:37.723
203	2	17:59.061	34.941	31.081	32.144	11	1:38.166
220	2	19:36.692	34.931	30.605	32.095	12	1:37.631
236	2	21:14.771	35.035	30.710	32.334	13	1:38.079
252	2	22:52.956	35.137	30.711	32.337	14	1:38.185
269	2	24:31.260	35.092	30.775	32.437	15	1:38.304
285	2	26:09.748	35.276	30.824	32.388	16	1:38.488

301	2	27:48.692	35.423	31.049	32.472	17	1:38.944
318	2	29:28.377	35.656	31.393	32.636	18	1:39.685
334	2	31:08.174	35.741	31.326	32.730	19	1:39.797
350	2	32:48.063	35.873	31.102	32.914	20	1:39.889
367	2	34:29.028	36.199	31.361	33.405	21	1:40.965
384	2	36:10.362	36.633	31.650	33.051	22	1:41.334
400	2	37:51.325	36.180	31.399	33.384	23	1:40.963
410		38:59.376					FINISH
417	2	39:33.587	37.253	31.632	33.377	24	1:42.262

3 PIERLOT Fabien

1							START
12	3	5.128					
30	3	1:48.453	38.460	31.794	33.071	1	1:43.325
49	3	3:27.786	35.744	30.988	32.601	2	1:39.333
67	3	5:06.460	35.185	30.752	32.737	3	1:38.674
84	3	6:45.626	35.594	31.132	32.440	4	1:39.166
102	3	8:24.531	35.344	31.010	32.551	5	1:38.905
120	3	10:02.935	35.105	30.887	32.412	6	1:38.404
138	3	11:41.282	35.260	30.714	32.373	7	1:38.347
158	3	13:24.242	35.431	34.564	32.965	8	1:42.960
175	3	15:03.342	35.735	30.949	32.416	9	1:39.100
193	3	16:42.174	35.294	30.887	32.651	10	1:38.832
211	3	18:21.760	35.651	31.102	32.833	11	1:39.586
227	3	20:00.367	35.527	30.740	32.340	12	1:38.607
243	3	21:39.127	35.289	30.882	32.589	13	1:38.760
259	3	23:18.054	35.484	31.068	32.375	14	1:38.927
276	3	24:57.342	35.714	30.927	32.647	15	1:39.288
292	3	26:36.585	35.652	30.899	32.692	16	1:39.243
309	3	28:15.951	35.664	30.967	32.735	17	1:39.366
325	3	29:54.871	35.456	30.836	32.628	18	1:38.920
341	3	31:34.536	35.971	31.014	32.680	19	1:39.665
357	3	33:14.880	35.956	31.434	32.954	20	1:40.344
373	3	34:54.523	35.678	31.163	32.802	21	1:39.643
389	3	36:33.984	35.763	31.057	32.641	22	1:39.461
404	3	38:14.130	35.937	31.225	32.984	23	1:40.146
410		38:59.376					FINISH
421	3	39:55.816	36.195	31.287	34.204	24	1:41.686

4 DESTEMBERT Pascal

1							START
10	4	4.030					
27	4	1:45.902	37.887	30.810	33.175	1	1:41.872
45	4	3:23.338	34.656	30.677	32.103	2	1:37.436
63	4	5:01.364	34.756	30.932	32.338	3	1:38.026
80	4	6:40.103	35.208	30.984	32.547	4	1:38.739
98	4	8:18.574	35.253	30.830	32.388	5	1:38.471

Seq	Num	Heure	Secteur 1	Secteur 2	Secteur 3	Tour	Temps
116	4	9:57.834	35.417	31.062	32.781	6	1:39.260
134	4	11:36.503	35.195	31.008	32.466	7	1:38.669
154	4	13:16.203	35.589	31.643	32.468	8	1:39.700
172	4	14:54.668	35.264	30.824	32.377	9	1:38.465
190	4	16:32.717	35.104	30.693	32.252	10	1:38.049
208	4	18:11.517	35.287	31.062	32.451	11	1:38.800
225	4	19:50.783	35.582	31.134	32.550	12	1:39.266
241	4	21:29.688	35.400	31.065	32.440	13	1:38.905
257	4	23:08.733	35.411	30.992	32.642	14	1:39.045
274	4	24:48.399	35.724	31.140	32.802	15	1:39.666
290	4	26:28.203	35.882	31.141	32.781	16	1:39.804
307	4	28:07.469	35.568	31.092	32.606	17	1:39.266
323	4	29:47.797	35.652	31.168	33.508	18	1:40.328
339	4	31:27.688	36.321	30.931	32.639	19	1:39.891
356	4	33:07.893	35.645	31.784	32.776	20	1:40.205
372	4	34:49.097	37.010	31.242	32.952	21	1:41.204
387	4	36:30.014	35.671	31.458	33.788	22	1:40.917
403	4	38:10.243	35.957	31.273	32.999	23	1:40.229
410		38:59.376					FINISH
420	4	39:51.286			33.442	24	1:41.043

5 MARVIE Michel

1	START						
8	5	3.893					
29	5	1:46.623	39.922	30.812	31.996	1	1:42.730
47	5	3:24.939	35.329	30.881	32.106	2	1:38.316
66	5	5:05.721	35.136	30.962	34.684	3	1:40.782
85	5	6:46.108	37.080	30.880	32.427	4	1:40.387
103	5	8:24.793	35.437	30.831	32.417	5	1:38.685
121	5	10:03.356	35.436	30.808	32.319	6	1:38.563
139	5	11:42.018	35.320	30.946	32.396	7	1:38.662
155	5	13:22.724	35.297	33.099	32.310	8	1:40.706
173	5	15:01.228	35.250	30.560	32.694	9	1:38.504
191	5	16:39.598	35.252	30.746	32.372	10	1:38.370
209	5	18:18.682	35.452	31.092	32.540	11	1:39.084
226	5	19:57.409	35.590	30.802	32.335	12	1:38.727
242	5	21:36.146	35.437	30.751	32.549	13	1:38.737
258	5	23:14.432	35.234	30.667	32.385	14	1:38.286
275	5	24:53.333	35.603	30.966	32.332	15	1:38.901
291	5	26:31.645	35.374	30.750	32.188	16	1:38.312
308	5	28:10.209	35.496	30.643	32.425	17	1:38.564
324	5	29:48.995	35.507	30.984	32.295	18	1:38.786
340	5	31:27.887	35.713	30.805	32.374	19	1:38.892
355	5	33:06.932	35.821	30.842	32.382	20	1:39.045
371	5	34:45.608	35.380	30.951	32.345	21	1:38.676
386	5	36:24.134	35.497	30.804	32.225	22	1:38.526
402	5	38:03.278	35.675	30.852	32.617	23	1:39.144
410		38:59.376					FINISH
419	5	39:42.346	35.682	30.872	32.514	24	1:39.068

6 BOTTEMANNE Sacha

1	START						
6	6	2.586					
23	6	1:43.107	38.441	30.386	31.694	1	1:40.521
41	6	3:20.306	34.697	30.518	31.984	2	1:37.199
59	6	4:57.443	34.452	30.615	32.070	3	1:37.137
83	6	6:42.927	35.317	30.682	39.485	4	1:45.484
101	6	8:20.412	34.771	30.497	32.217	5	1:37.485
118	6	9:59.615	35.801	30.674	32.728	6	1:39.203
137	6	11:39.058	35.618	31.251	32.574	7	1:39.443
157	6	13:23.547	35.119	36.683	32.687	8	1:44.489
174	6	15:02.521	35.549	30.905	32.520	9	1:38.974
192	6	16:41.618	35.457	30.981	32.659	10	1:39.097
210	6	18:20.983	35.607	31.023	32.735	11	1:39.365
410		38:59.376					FINISH

Seq	Num	Heure	Secteur 1	Secteur 2	Secteur 3	Tour	Temps
-----	-----	-------	-----------	-----------	-----------	------	-------

7 BROGGI Marlene

1	START						
11	7	5.054					
28	7	1:46.183	37.660	30.889	32.580	1	1:41.129
46	7	3:24.753	35.513	30.712	32.345	2	1:38.570
64	7	5:02.691	35.097	30.690	32.151	3	1:37.938
81	7	6:40.655	34.936	30.813	32.215	4	1:37.964
99	7	8:19.886	35.822	30.897	32.512	5	1:39.231
117	7	9:59.337	35.379	30.799	33.273	6	1:39.451
136	7	11:38.502	35.731	30.827	32.607	7	1:39.165
156	7	13:23.168	35.515	36.005	33.146	8	1:44.666
177	7	15:08.704	41.410	31.298	32.828	9	1:45.536
195	7	16:48.377	35.737	31.063	32.873	10	1:39.673
213	7	18:28.960	35.683	31.533	33.367	11	1:40.583
229	7	20:09.387	36.090	31.120	33.217	12	1:40.427
246	7	21:51.088	35.924	31.276	34.501	13	1:41.701
263	7	23:32.419	36.561	31.568	33.202	14	1:41.331
279	7	25:13.757	36.240	31.504	33.594	15	1:41.338
296	7	26:56.774	36.325	32.093	34.599	16	1:43.017
314	7	28:42.028	36.664	34.268	34.322	17	1:45.254
330	7	30:25.796	37.378	32.127	34.263	18	1:43.768
362	7	33:43.613	37.802	2:04.496	35.519	19	3:17.817
378	7	35:29.632	38.175	32.919	34.925	20	1:46.019
394	7	37:15.893	38.243	32.972	35.046	21	1:46.261
410		38:59.376					FINISH
413	7	39:04.078	38.623	34.157	35.405	22	1:48.185

8 DAVID William

1	START						
2	8	0.125					
24	8	1:43.734	1:26.627	31.094	31.888	1	1:43.609
42	8	3:20.777	34.490	30.537	32.016	2	1:37.043
60	8	4:58.016	34.620	30.694	31.925	3	1:37.239
78	8	6:36.887	35.056	31.494	32.321	4	1:38.871
96	8	8:14.153	34.813	30.391	32.062	5	1:37.266
114	8	9:52.355	35.190	30.886	32.126	6	1:38.202
132	8	11:30.610	35.077	30.780	32.398	7	1:38.255
152	8	13:09.424	34.992	31.224	32.598	8	1:38.814
170	8	14:47.970	35.348	30.706	32.492	9	1:38.546
188	8	16:26.196	35.220	30.828	32.178	10	1:38.226
206	8	18:04.917	35.198	31.128	32.395	11	1:38.721
223	8	19:42.955	35.216	30.602	32.220	12	1:38.038
239	8	21:21.365	35.341	30.749	32.320	13	1:38.410
255	8	22:59.545	35.038	30.743	32.399	14	1:38.180
272	8	24:37.319	34.952	30.570	32.252	15	1:37.774
288	8	26:15.506	35.097	30.726	32.364	16	1:38.187
304	8	27:53.169	35.011	30.475	32.177	17	1:37.663
320	8	29:31.284	35.225	30.729	32.161	18	1:38.115
336	8	31:09.499	35.188	30.728	32.299	19	1:38.215
352	8	32:48.507	35.446	30.761	32.801	20	1:39.008
366	8	34:28.705	36.102	31.175	32.921	21	1:40.198
382	8	36:07.396	35.349	30.844	32.498	22	1:38.691
398	8	37:46.042			32.563	23	1:38.646
410		38:59.376					FINISH
415	8	39:24.605	35.205	30.689	32.669	24	1:38.563

9 MORENTE Martin

1	START						
14	9	6.075					
33	9	1:49.482	39.053	31.899	32.455	1	1:43.407
51	9	3:28.813	35.967	31.054	32.310	2	1:39.331
68	9	5:07.962	35.704	30.774	32.671	3	1:39.149
86	9	6:47.788	36.312	31.097	32.417	4	1:39.826
104	9	8:28.190	36.367	31.201	32.834	5	1:40.402
122	9	10:08.313	35.694	30.990	33.439	6	1:40.123

Seq	Num	Heure	Secteur 1	Secteur 2	Secteur 3	Tour	Temps
140	9	11:47.664	35.836	30.969	32.546	7	1:39.351
159	9	13:27.540	35.787	31.373	32.716	8	1:39.876
176	9	15:06.689	35.674	30.797	32.678	9	1:39.149
194	9	16:46.689	36.067	31.320	32.613	10	1:40.000
212	9	18:28.022	36.689	31.996	32.648	11	1:41.333
228	9	20:07.484	35.876	31.054	32.532	12	1:39.462
244	9	21:47.565	36.077	31.340	32.664	13	1:40.081
260	9	23:27.657	35.819	31.621	32.652	14	1:40.092
277	9	25:08.381	36.307	31.589	32.828	15	1:40.724
293	9	26:49.190	36.450	31.415	32.944	16	1:40.809
310	9	28:29.046	36.370	31.145	32.341	17	1:39.856
326	9	30:09.323	36.203	31.194	32.880	18	1:40.277
342	9	31:49.727	36.208	31.331	32.865	19	1:40.404
358	9	33:30.271	36.335	31.425	32.784	20	1:40.544
374	9	35:10.660	36.559	31.107	32.723	21	1:40.389
390	9	36:51.450	36.610	31.380	32.800	22	1:40.790
406	9	38:31.091	35.925	31.179	32.537	23	1:39.641
410		38:59.376					FINISH
423	9	40:11.751	36.363	31.307	32.990	24	1:40.660

10 SCHEIER Johan-Boris

1 START							
5	10	2.483					
22	10	1:42.851	37.578	30.992	31.798	1	1:40.368
40	10	3:19.767	34.582	30.620	31.714	2	1:36.916
58	10	4:57.023	34.625	30.768	31.863	3	1:37.256
76	10	6:35.047	35.414	30.662	31.948	4	1:38.024
93	10	8:11.889	34.849	30.339	31.654	5	1:36.842
111	10	9:48.976	35.019	30.356	31.712	6	1:37.087
129	10	11:25.440	34.467	30.240	31.757	7	1:36.464
148	10	13:02.187	34.459	30.332	31.956	8	1:36.747
166	10	14:39.192	34.641	30.404	31.960	9	1:37.005
183	10	16:16.538	34.747	30.607	31.992	10	1:37.346
202	10	17:53.517	34.641	30.449	31.889	11	1:36.979
219	10	19:30.525	34.554	30.614	31.840	12	1:37.008
235	10	21:07.909	34.694	30.698	31.992	13	1:37.384
251	10	22:44.816	34.669	30.475	31.763	14	1:36.907
268	10	24:22.034	34.696	30.507	32.015	15	1:37.218
283	10	25:59.395	35.021	30.419	31.921	16	1:37.361
299	10	27:36.844	34.727	30.734	31.988	17	1:37.449
315	10	29:14.292	34.993	30.568	31.887	18	1:37.448
331	10	30:51.561	34.810	30.548	31.911	19	1:37.269
347	10	32:29.425	35.186	30.647	32.031	20	1:37.864
363	10	34:06.387	34.611	30.427	31.924	21	1:36.962
379	10	35:43.776	34.888	30.525	31.976	22	1:37.389
395	10	37:22.102	34.996	30.679	32.651	23	1:38.326
410		38:59.376					FINISH
411	10	38:59.909	34.949	30.577	32.281	24	1:37.807

12 ROSSI Michael

1 START							
18	12	6.787					
31	12	1:48.629	38.532	31.114	32.196	1	1:41.842
48	12	3:25.934	34.795	30.612	31.898	2	1:37.305
65	12	5:03.541	35.036	30.697	31.874	3	1:37.607
82	12	6:41.064	34.906	30.617	32.000	4	1:37.523
100	12	8:20.170	35.872	30.875	32.359	5	1:39.106
119	12	10:00.206				6	1:40.036
135	12	11:37.016	2:13.976	30.753	32.117	7	1:36.810
153	12	13:15.563	35.667	30.698	32.182	8	1:38.547
171	12	14:53.453	35.212	30.632	32.046	9	1:37.890
189	12	16:31.178	35.058	30.635	32.032	10	1:37.725
207	12	18:08.837	34.906	30.636	32.117	11	1:37.659
224	12	19:46.618	35.063	30.640	32.078	12	1:37.781
240	12	21:24.332	34.964	30.685	32.065	13	1:37.714
256	12	23:02.457	35.212	30.789	32.124	14	1:38.125

Seq	Num	Heure	Secteur 1	Secteur 2	Secteur 3	Tour	Temps
273	12	24:40.631	35.151	30.699	32.324	15	1:38.174
289	12	26:18.784	35.170	30.733	32.250	16	1:38.153
305	12	27:57.109	35.309	30.722	32.294	17	1:38.325
322	12	29:35.555	35.369	30.869	32.208	18	1:38.446
337	12	31:14.859				19	1:39.304
353	12	32:53.148	2:14.161	30.929	32.503	20	1:38.289
369	12	34:32.466	35.637	30.930	32.751	21	1:39.318
385	12	36:11.727	35.616	31.042	32.603	22	1:39.261
401	12	37:51.642	35.652	31.060	33.203	23	1:39.915
410		38:59.376					FINISH
418	12	39:33.832			33.176	24	1:42.190

14 JOLIVIERE Romuald

1 START							
9	14	3.969					
26	14	1:45.004	38.289	31.050	31.696	1	1:41.035
44	14	3:21.919	34.460	30.452	32.003	2	1:36.915
62	14	4:59.161	34.637	30.584	32.021	3	1:37.242
79	14	6:37.307	34.684	31.119	32.343	4	1:38.146
97	14	8:14.572	34.791	30.410	32.064	5	1:37.265
115	14	9:52.657	35.043	30.967	32.075	6	1:38.085
133	14	11:30.797	35.199	30.751	32.190	7	1:38.140
151	14	13:08.926	35.142	30.696	32.291	8	1:38.129
169	14	14:46.724	34.972	30.698	32.128	9	1:37.798
187	14	16:24.632	34.959	30.776	32.173	10	1:37.908
205	14	18:02.788	35.064	30.781	32.311	11	1:38.156
222	14	19:40.862	35.205	30.666	32.203	12	1:38.074
238	14	21:18.992	35.200	30.747	32.183	13	1:38.130
254	14	22:57.075	35.047	30.883	32.153	14	1:38.083
271	14	24:35.438	35.380	30.667	32.316	15	1:38.363
287	14	26:13.917	35.440	30.787	32.252	16	1:38.479
303	14	27:51.672	35.134	30.475	32.146	17	1:37.755
319	14	29:30.356	35.320	30.940	32.424	18	1:38.684
335	14	31:08.942	35.565	30.799	32.222	19	1:38.586
351	14	32:48.194	35.427	30.959	32.866	20	1:39.252
368	14	34:29.229	36.155	31.704	33.176	21	1:41.035
383	14	36:08.244	35.699	30.995	32.321	22	1:39.015
399	14	37:46.519			32.115	23	1:38.275
410		38:59.376					FINISH
416	14	39:25.463	35.362	30.691	32.891	24	1:38.944

22 LAMARQUE Patrick

1 START							
17	22	6.341					
35	22	1:52.573	39.883	33.027	33.322	1	1:46.232
54	22	3:35.138	36.281	32.324	33.960	2	1:42.565
72	22	5:17.053	36.402	32.115	33.398	3	1:41.915
90	22	6:59.770	36.828	32.015	33.874	4	1:42.717
108	22	8:41.490	36.435	31.991	33.294	5	1:41.720
126	22	10:23.330	36.288	31.768	33.784	6	1:41.840
145	22	12:05.466	36.690	31.743	33.703	7	1:42.136
163	22	13:50.448	38.850	32.155	33.977	8	1:44.982
181	22	15:45.868	50.009	31.756	33.655	9	1:55.420
200	22	17:28.495	36.909	32.012	33.706	10	1:42.627
217	22	19:10.706	36.768	31.910	33.533	11	1:42.211
233	22	20:53.550	36.997	32.078	33.769	12	1:42.844
249	22	22:36.856	36.710	32.364	34.232	13	1:43.306
266	22	24:20.079	37.254	32.050	33.919	14	1:43.223
284	22	26:05.701	39.534	32.273	33.815	15	1:45.622
300	22	27:48.070	36.854	31.743	33.772	16	1:42.369
321	22	29:34.732	38.282	34.470	33.910	17	1:46.662
338	22	31:18.055	37.574	32.016	33.733	18	1:43.323
354	22	33:01.338	37.214	32.089	33.980	19	1:43.283
370	22	34:44.374	37.119	32.141	33.776	20	1:43.036
388	22	36:31.875	39.012	34.246	34.243	21	1:47.501
405	22	38:15.854	37.228	32.507	34.244	22	1:43.979

Seq	Num	Heure	Secteur 1	Secteur 2	Secteur 3	Tour	Temps
410		38:59.376					FINISH
422	22	39:59.348	37.263	31.760	34.471	23	1:43.494

28 DAFEUR Henri

1	START						
16	28	6.305					
34	28	1:50.369	39.525	31.943	32.596	1	1:44.064
52	28	3:30.428				2	1:40.059
70	28	5:09.325	2:15.214	31.077	32.665	3	1:38.897
88	28	6:49.843	36.148	31.361	33.009	4	1:40.518
106	28	8:29.687	35.744	31.040	33.060	5	1:39.844
124	28	10:09.739				6	1:40.052
141	28	11:48.903	2:15.649	31.182	32.385	7	1:39.164
160	28	13:28.557				8	1:39.654
178	28	15:09.565				9	1:41.008
196	28	16:48.885	3:56.197	31.274	32.511	10	1:39.320
214	28	18:29.560				11	1:40.675
231	28	20:10.205				12	1:40.645
245	28	21:50.492	3:57.051	31.359	33.197	13	1:40.287
261	28	23:30.736	36.126	31.223	32.895	14	1:40.244
278	28	25:10.524				15	1:39.788
294	28	26:51.251				16	1:40.727
311	28	28:31.198				17	1:39.947
327	28	30:11.309				18	1:40.111
343	28	31:51.733	7:16.771	31.439	32.787	19	1:40.424
359	28	33:32.329	35.948	31.175	33.473	20	1:40.596
375	28	35:12.570	36.135	31.346	32.760	21	1:40.241
391	28	36:52.437	35.716	31.294	32.857	22	1:39.867
407	28	38:32.207	35.821	31.096	32.853	23	1:39.770
410		38:59.376					FINISH
424	28	40:12.556	36.076	31.512	32.761	24	1:40.349

47 PUJOL Serge

1	START						
13	47	6.036					
36	47	1:53.094	41.051	32.556	33.451	1	1:47.058
53	47	3:33.517	36.141	31.185	33.097	2	1:40.423
71	47	5:13.673	35.880	31.125	33.151	3	1:40.156
89	47	6:53.727	36.232	31.120	32.702	4	1:40.054
107	47	8:34.594	36.512	31.385	32.970	5	1:40.867
125	47	10:13.911	35.809	30.879	32.629	6	1:39.317
144	47	11:53.822	36.060	31.054	32.797	7	1:39.911
162	47	13:34.148	36.346	31.265	32.715	8	1:40.326
180	47	15:14.349	35.853	31.019	33.329	9	1:40.201
199	47	16:54.759	36.645	31.336	32.429	10	1:40.410
216	47	18:34.682	36.187	30.956	32.780	11	1:39.923
232	47	20:14.182	35.869	31.199	32.432	12	1:39.500
248	47	21:54.112	36.069	30.886	32.975	13	1:39.930
265	47	23:33.957	36.421	31.048	32.376	14	1:39.845
281	47	25:14.621	36.053	31.196	33.415	15	1:40.664
297	47	26:57.029	36.551	31.394	34.463	16	1:42.408
313	47	28:37.852	36.708	31.224	32.891	17	1:40.823
329	47	30:19.298	36.129	31.479	33.838	18	1:41.446
346	47	31:59.211	36.500	31.015	32.398	19	1:39.913
361	47	33:40.644	36.294	31.535	33.604	20	1:41.433
377	47	35:21.295	36.611	31.474	32.566	21	1:40.651
393	47	37:01.495	35.886	30.859	33.455	22	1:40.200
409	47	38:41.554	35.953	31.445	32.661	23	1:40.059
410		38:59.376					FINISH

55 BERNARD Romain

1	START						
15	55	6.158					

Seq	Num	Heure	Secteur 1	Secteur 2	Secteur 3	Tour	Temps
32	55	1:49.173	38.323	31.337	33.355	1	1:43.015
50	55	3:28.472	35.663	31.002	32.634	2	1:39.299
69	55	5:08.284	35.633	31.492	32.687	3	1:39.812
87	55	6:48.968	36.593	31.241	32.850	4	1:40.684
105	55	8:28.854	36.003	31.160	32.723	5	1:39.886
123	55	10:08.692	36.319	31.005	32.514	6	1:39.838
143	55	11:49.499	36.180	32.015	32.612	7	1:40.807
161	55	13:29.468	35.904	31.270	32.795	8	1:39.969
179	55	15:10.068	36.128	31.647	32.825	9	1:40.600
198	55	16:50.179	36.210	31.167	32.734	10	1:40.111
215	55	18:29.982	35.915	31.177	32.711	11	1:39.803
230	55	20:10.247	36.108	31.118	33.039	12	1:40.265
247	55	21:51.268	36.614	31.171	33.236	13	1:41.021
264	55	23:32.856	36.746	31.590	33.252	14	1:41.588
280	55	25:14.202	36.378	31.332	33.636	15	1:41.346
295	55	26:54.625	36.161	31.444	32.818	16	1:40.423
312	55	28:34.743	35.969	31.216	32.933	17	1:40.118
328	55	30:15.039	35.943	31.294	33.059	18	1:40.296
345	55	31:54.884	35.997	31.023	32.825	19	1:39.845
360	55	33:34.689			32.764	20	1:39.805
376	55	35:14.476	35.807	31.140	32.840	21	1:39.787
392	55	36:55.371	37.113	31.116	32.666	22	1:40.895
408	55	38:35.383	36.091	31.060	32.861	23	1:40.012
410		38:59.376					FINISH
425	55	40:16.110	36.324	31.161	33.242	24	1:40.727

64 TILLOS Jacques

1	START						
19	64	6.919					
37	64	1:56.292	41.402	33.627	34.344	1	1:49.373
55	64	3:41.211	37.528	33.256	34.135	2	1:44.919
73	64	5:26.382	37.770	32.831	34.570	3	1:45.171
91	64	7:12.708	38.191	33.436	34.699	4	1:46.326
109	64	9:00.473	38.444	33.905	35.416	5	1:47.765
127	64	10:48.178	38.959	33.405	35.341	6	1:47.705
146	64	12:35.544	38.668	33.031	35.667	7	1:47.364
164	64	14:23.628	38.464	33.785	35.835	8	1:48.084
184	64	[IN] 16:20.435	38.100	34.251	44.456	9	
410		38:59.376					FINISH

99 COMTE Aurélien

1	START						
4	99	1.856					
21	99	1:42.506	37.768	30.860	32.022	1	1:40.650
39	99	3:19.417	34.597	30.518	31.796	2	1:36.911
57	99	4:56.743	34.623	30.755	31.948	3	1:37.326
74	99	6:33.809	34.590	30.472	32.004	4	1:37.066
92	99	8:10.709	34.450	30.503	31.947	5	1:36.900
110	99	9:47.677	34.454	30.616	31.898	6	1:36.968
128	99	11:24.482	34.461	30.508	31.836	7	1:36.805
147	99	13:01.774	34.728	30.677	31.887	8	1:37.292
165	99	14:38.750	34.578	30.479	31.919	9	1:36.976
182	99	16:16.035	34.722	30.680	31.883	10	1:37.285
201	99	17:53.121	34.605	30.572	31.909	11	1:37.086
218	99	19:30.101	34.475	30.637	31.868	12	1:36.980
234	99	21:07.411	34.718	30.716	31.876	13	1:37.310
250	99	22:44.295	34.444	30.603	31.837	14	1:36.884
267	99	24:21.278	34.640	30.474	31.869	15	1:36.983
282	99	25:58.943	34.880	30.677	32.108	16	1:37.665
298	99	27:36.368	34.750	30.657	32.018	17	1:37.425
316	99	29:14.933	35.122	31.147	32.296	18	1:38.565
332	99	30:52.622	34.843	30.664	32.182	19	1:37.689
348	99	32:30.083	34.764	30.600	32.097	20	1:37.461
364	99	34:07.549	34.748	30.538	32.180	21	1:37.466
380	99	35:45.614	35.002	30.669	32.394	22	1:38.065
396	99	37:23.852	35.024	30.929	32.285	23	1:38.238

Coupes de Pâques - Nogaro

Super Série FFSA 2010

Super Copa SEAT LEON

Course 2

Historique

Seq	Num	Heure	Secteur 1	Secteur 2	Secteur 3	Tour	Temps
410		38:59.376					FINISH
412	99	39:02.009	34.916	30.871	32.370	24	1:38.157

Sous réserve du contrôle technique ou d'incidents d'ordre sportif